


Introductory sub-table (I)(a)

| | | | |
|--|--|--|---|
| Name of the Company: Cosmo Ferrites Ltd. | | | |
| Scrip Code 523100, Name of the scrip COSMOFE , class of security: EQUITY | | | |
| Quarter ended: 30th June, 2015 | | | |
| Partly paid-up shares:- | No. of partly paid-up shares | As a % of total no. of partly paid-up shares | As a % of total no. of shares of the company |
| Held by promoter/promoter group | 0 | 0 | 0 |
| Held by public | 0 | 0 | 0 |
| | | 0 | |
| Total - D | 0 | 0 | 0 |
| Outstanding convertible securities:- | No. of outstanding securities | As a % of total no. of outstanding convertible securities | As a % of total no. of shares of the company, assuming full conversion of the convertible securities |
| Held by promoter/promoter group | 0 | 0 | 0 |
| Held by public | 0 | 0 | 0 |
| | | | |
| Total - E | 0 | 0 | 0 |
| Warrants:- | No. of warrants | As a % of total no. of warrants | As a % of total no. of shares of the company, assuming full conversion of warrants |
| Held by promoter/promoter group | 0 | 0 | 0 |
| Held by public | 0 | 0 | 0 |
| | | | |
| Total - F | 0 | 0 | 0 |
| Total paid-up capital of the company, assuming full conversion of warrants and convertible securities | 12030000 Equity Shares of Face Valur Rs. 10/- | | |

Neha Pawar




| Statement Showing Shareholding Pattern | | | | | | | | | |
|--|---|------------------------|------------------------|--|--|---------------------------------------|----------------------------|--|-----------------|
| Category code | Category of Shareholder | Number of Shareholders | Table (I)(a) | | Total shareholding as a percentage of total number of shares | As a percentage of (A+B) ¹ | As a percentage of (A+B+C) | Shares Pledged or otherwise encumbered | As a percentage |
| | | | Total number of shares | Number of shares held in dematerialized form | | | | | |
| (I) | (II) | (III) | (IV) | (V) | (VI) | (VII) | (VIII) | (IX)= (VII)/(IV) *100 | |
| (A) | Shareholding of Promoter and Promoter Group ² | | | | | | | | |
| 1 | Indian | | | | | | | | |
| (a) | Individuals/ Hindu Undivided Family | 4 | 195000 | 195000 | 1.62 | 1.62 | 0 | 0.00 | |
| (b) | Central Government/ State Government(s) | 0 | 0 | 0 | 0.00 | 0.00 | 0 | 0.00 | |
| (c) | Bodies Corporate | 4 | 7442500 | 7442500 | 61.87 | 61.87 | 700000 | 9.41 | |
| (d) | Financial Institutions/ Banks | 0 | 0 | 0 | 0.00 | 0.00 | 0 | 0.00 | |
| (e) | Any Others(Specify) | 0 | 0 | 0 | 0.00 | 0.00 | 0 | 0.00 | |
| (e-i) | | 0 | 0 | 0 | 0.00 | 0.00 | 0 | 0.00 | |
| (e-ii) | | 0 | 0 | 0 | 0.00 | 0.00 | 0 | 0.00 | |
| | | | | | | | | 0.00 | |
| | | | | | | | | 0.00 | |
| | Sub Total(A)(1) | 8 | 7637500 | 7637500 | 63.49 | 63.49 | 700000 | 9.17 | |
| 2 | Foreign | | | | | | | | |
| a | Individuals (Non-Residents Individuals/ Foreign Individuals) | 0 | 0 | 0 | 0.00 | 0.00 | 0 | 0.00 | |
| b | Bodies Corporate | 0 | 0 | 0 | 0.00 | 0.00 | 0 | 0.00 | |
| c | Institutions | 0 | 0 | 0 | 0.00 | 0.00 | 0 | 0.00 | |
| d | Qualified Foreign Investor | 0 | 0 | 0 | 0.00 | 0.00 | 0 | 0.00 | |
| e | Any Others(Specify) | 0 | 0 | 0 | 0.00 | 0.00 | 0 | 0.00 | |
| e-i | | 0 | 0 | 0 | 0.00 | 0.00 | 0 | 0.00 | |
| e-ii | | 0 | 0 | 0 | 0.00 | 0.00 | 0 | 0.00 | |
| | | | | | | | | | |
| | Sub Total(A)(2) | 0 | 0 | 0 | 0.00 | 0.00 | 0 | 0.00 | |
| | Total Shareholding of Promoter and Promoter Group (A)= (A)(1)+(A)(2) | 8 | 7637500 | 7637500 | 63.49 | 63.49 | 700000 | 9.17 | |
| (B) | Public shareholding | | | | | | NA | NA | |
| 1 | Institutions | | | | | | | | |
| (a) | Mutual Funds/ UTI | 5 | 7100 | 0 | 0.06 | 0.06 | | | |
| (b) | Financial Institutions/ Banks | 2 | 300 | 0 | 0.00 | 0.00 | | | |
| (c) | Central Government/ State Government(s) | 0 | 0 | 0 | 0.00 | 0.00 | | | |
| (d) | Venture Capital Funds | 0 | 0 | 0 | 0.00 | 0.00 | | | |
| (e) | Insurance Companies | 0 | 0 | 0 | 0.00 | 0.00 | | | |
| (f) | Foreign Institutional Investors | 0 | 0 | 0 | 0.00 | 0.00 | | | |
| (g) | Foreign Venture Capital Investors | 0 | 0 | 0 | 0.00 | 0.00 | | | |
| (h) | Qualified Foreign Investor | 0 | 0 | 0 | 0.00 | 0.00 | | | |
| (i) | Any Other (specify) | 0 | 0 | 0 | 0.00 | 0.00 | | | |
| (i-i) | | | | | 0.00 | 0.00 | | | |
| (i-ii) | | | | | 0.00 | 0.00 | | | |
| | Sub-Total (B)(1) | 7 | 7400 | 0 | 0.06 | 0.06 | | | |

Neha Pawar



| | | | | | | | | |
|------------|---|-------------|-----------------|-----------------|---------------|---------------|--|--|
| B 2 | Non-institutions | | | | | | | |
| (a) | Bodies Corporate | 98 | 687703 | 683803 | 5.72 | 5.72 | | |
| (b) | Individuals | | | | | | | |
| I | Individuals -i. Individual shareholders holding nominal share capital up to Rs 1 lakh | 5055 | 1995458 | 1639557 | 16.59 | 16.59 | | |
| II | ii. Individual shareholders holding nominal share capital in excess of Rs. 1 lakh | 47 | 1696364 | 1696364 | 14.10 | 14.10 | | |
| (c) | Qualified Foreign Investor | | | | | | | |
| (d) | Any Other (specify) | | | | | | | |
| (d-i) | Non Resident Indian | 18 | 5575 | 5175 | 0.05 | 0.05 | | |
| (d-ii) | | | | | 0.00 | 0.00 | | |
| (d-iii) | | | | | 0.00 | 0.00 | | |
| | Sub-Total (B)(2) | 5218 | 4385100 | 4024899 | 36.45 | 36.45 | | |
| (B) | Total Public Shareholding (B)= (B)(1)+(B)(2) | 5225 | 4392500 | 4024899 | 36.51 | 36.51 | | |
| | TOTAL (A)+(B) | 5233 | 12030000 | 11662399 | 100.00 | 100.00 | | |
| (C) | Shares held by Custodians and against which Depository Receipts have been issued | | | | | | | |
| 1 | Promoter and Promoter Group | 0 | 0 | 0 | 0 | 0 | | |
| 2 | Public | 0 | 0 | 0 | 0 | 0 | | |
| | Sub-Total (C) | 0 | 0 | 0 | 0 | 0 | | |
| | GRAND TOTAL (A)+(B)+(C) | 5233 | 12030000 | 11662399 | 100.00 | 100.00 | | |




Neha Pawar

| (f)(b) Statement showing holding of securities (including shares, warrants, convertible securities) of persons belonging to the category "Promoter and Promoter Group" | | | | | | | | | | | |
|--|---|------------------------|---------------------------------------|-----------------------|--------------------|--|-------------------------|---|---------------------------------------|---|--|
| Sr. No. | Name of the shareholder | Details of Shares held | | Encumbered shares (*) | | | Details of warrants | | Details of convertible securities | | Total shares (including underlying shares assuming full conversion of warrants and convertible securities) as a % of diluted share capital |
| | | Number of shares held | As a % of grand total (A) + (B) + (C) | No. | As a percentage | As a % of grand total (A)+(B)+(C) of sub-clause (I)(a) | Number of warrants held | As a % total number of warrants of the same class | Number of convertible securities held | As a % total number of convertible securities of the same class | |
| (I) | (II) | (III) | (IV) | (V) | (VI)=(V)/(III)*100 | (VII) | (VIII) | (IX) | (X) | (XI) | (XII) |
| 1 | Aanchal Jaipuria | 55500 | 0.461 | 0 | 0.00 | 0.00 | 0 | 0 | 0 | 0 | 0.461 |
| 2 | Abha Jaipuria | 7500 | 0.062 | 0 | 0.00 | 0.00 | 0 | 0 | 0 | 0 | 0.062 |
| 3 | Ambrish Jaipuria | 52100 | 0.433 | 0 | 0.00 | 0.00 | 0 | 0 | 0 | 0 | 0.433 |
| 4 | Ashok Jaipuria | 79900 | 0.664 | 0 | 0.00 | 0.00 | 0 | 0 | 0 | 0 | 0.664 |
| 5 | Andheri Properties & Finance Ltd | 3756375 | 31.225 | 700000 | 18.63 | 5.82 | 0 | 0 | 0 | 0 | 31.225 |
| 6 | Pravasi Enterprises Ltd. | 50 | 0.000 | 0 | 0.00 | 0.00 | 0 | 0 | 0 | 0 | 0.000 |
| 7(a) | Sunrise Manufacturing Co. Ltd. | 575 | 0.005 | 0 | 0.00 | 0.00 | 0 | 0 | 0 | 0 | 0.005 |
| 7(b) | Sunrise Manufacturing Co. Ltd.c/o Gayatri and Annapurna | 500 | 0.004 | 0 | 0.00 | 0.00 | 0 | 0 | 0 | 0 | 0.004 |
| 8 | Super Sadiq Enterprises Pvt. Ltd. | 3685000 | 30.632 | 0 | 0.00 | 0.00 | 0 | 0 | 0 | 0 | 30.632 |
| TOTAL | | 7637500 | 63.487 | 700000 | 9.17 | 5.82 | 0 | 0 | 0 | 0 | 63.487 |

(*) The term "encumbrance" has the same meaning as assigned to it in regulation 28(3) of the SAST Regulations, 2011

| (f)(c)(i) Statement showing holding of securities (including shares, warrants, convertible securities) of persons belonging to the category "Public" and holding more than 1% of the total number of shares | | | | | | | | |
|---|-----------------------------|-----------------------|--|-------------------------|---|---------------------------------------|--|--|
| Sr. No. | Name of the shareholder | Number of shares held | Shares as a percentage of total number of shares (i.e., Grand Total (A)+(B)+(C) indicated in Statement at para (I)(a) above) | Details of warrants | | Details of convertible | | Total shares (including underlying shares assuming full conversion of warrants and convertible securities) as a % of diluted share capital |
| | | | | Number of warrants held | As a % total number of warrants of the same class | Number of convertible securities held | % w.r.t total number of convertible securities of the same class | |
| 1 | Devyani Enterprises Pvt Ltd | 200000 | 1.663 | 0 | 0 | 0 | 0 | 1.663 |
| 2 | Sangeetha S | 191935 | 1.595 | 0 | 0 | 0 | 0 | 1.595 |
| 3 | Sathya S | 187868 | 1.562 | 0 | 0 | 0 | 0 | 1.562 |
| TOTAL | | 579803 | 4.82 | 0 | 0 | 0 | 0 | 4.820 |

Neha Pawar



(I)(c)(ii) Statement showing holding of securities (including shares, warrants, convertible securities) of persons (together with PAC) belonging to the category "Public" and holding more than 5% of the total number of shares of the company

| Sr. No. | Name(s) of the shareholder(s) and the Persons Acting in Concert (PAC) with them | Number of shares | Shares as a percentage of total number of shares (i.e., Grand Total (A)+(B)+(C) indicated in Statement at para (I)(a) above) | Details of warrants | | Details of convertible | | Total shares (including underlying shares assuming full conversion of warrants and convertible securities) as a % of diluted share capital |
|---------|---|------------------|--|---------------------|---|---------------------------------------|--|--|
| | | | | Number of warrants | As a % total number of warrants of the same class | Number of convertible securities held | % w.r.t total number of convertible securities of the same class | |
| NA | | NA | NA | NA | NA | NA | NA | NA |

(I)(d) Statement showing details of locked-in shares

| Sr. No. | Name of the shareholder | Number of locked-in shares | Locked-in shares as a percentage of total number of shares (i.e., Grand Total (A)+(B)+(C) indicated in Statement at para (I)(a) above) | Promoter/Promoter Group/ Public |
|---------|-------------------------|----------------------------|--|---------------------------------|
| NA | | NA | NA | NA |

(II)(a) Statement showing details of Depository Receipts (DRs)

| Sr. No. | Type of outstanding DR (ADRs, GDRs, SDRs, etc.) | Number of outstanding DRs | Number of shares underlying outstanding DRs | Shares underlying outstanding DRs as a percentage of total number of shares (i.e., Grand Total (A)+(B)+(C) indicated in Statement at para (I)(a) above) |
|---------|---|---------------------------|---|---|
| NA | | NA | NA | NA |

(II)(b) Statement showing holding of Depository Receipts (DRs), where underlying shares held

by "promoter/promoter group" are in excess of 1% of the total number of shares

| Sr. No. | Name of the DR Holder | Type of outstanding DR (ADRs, GDRs, SDRs, etc.) | Number of shares underlying outstanding DRs | Shares underlying outstanding DRs as a percentage of total number of shares (i.e., Grand Total (A)+(B)+(C) indicated in Statement at para (I)(a) above) |
|---------|-----------------------|---|---|---|
| NA | | NA | NA | NA |

Neha Pawar

