





COSMO FERRITES LIMITED					
AUDITED STANDALONE FINANCIAL RESULTS					
Particulars	Rs. In Lacs				
	Quarter ended			Year ended	
	31/03/2016	31/12/2015	31/03/2015	31/03/2016	31/03/2015
1. Income from operations					
a. Net Sales/Income from Operations (Net of excise duty)	1,536	1591	1,142	5,947	5,409
b. Other Operating Income	30	13	57	92	114
Total	1,566	1,604	1,199	6,039	5,523
2. Expenses					
a. (Increase) /decrease in finished goods, stock in trade and work in progress	(124)	(3)	(26)	(55)	(125)
b. Consumption of raw materials	481	456	307	1,705	1,574
c. Employees cost	380	380	314	1,406	1,188
d. Depreciation	94	96	91	369	361
e. Power & Fuel	199	187	184	779	806
f. Stores, Spares & Packing Material	209	209	159	780	745
g. Other Expenses	208	204	200	789	937
Total	1,447	1,529	1,229	5,773	5,486
3. Profit/(Loss) from operations before other income, finance costs and exceptional items (1-2)	119	75	(30)	266	37
4. Other Income	-	-	-	-	-
5. Profit/(Loss) before finance costs and exceptional items (3+4)	119	75	(30)	266	37
6. Finance costs	76	54	61	261	274
7. Profit/(Loss) after finance costs but before exceptional items (5-6)	43	21	(91)	5	(237)
8. Exceptional items	-	-	-	-	-
9. Profit/(Loss) before tax (7+8)	43	21	(91)	5	(237)
10. Tax expense	15	7	(21)	5	(69)
11. Net Profit/(Loss) after tax (9-10)	28	14	(70)	-	(168)
12. Extraordinary Items (net of tax expense Rs. Nil)	-	-	-	-	-
13. Net Profit/(Loss) for the period (11+12)	28	14	(70)	-	(168)
14. Paid-up equity share capital of Rs. 10/- each	1203	1203	1203	1203	1203
15. Reserves excluding Revaluation Reserves as per Balance Sheet of previous year				910	910
16. Earnings Per Share of Rs. 10/- each (not annualised)					
a. Basic (Rs.)	0.23	0.12	(0.58)	-	(1.40)
b. Diluted (Rs.)	0.23	0.12	(0.58)	-	(1.40)

Notes:-

1. Figures for the previous year/period have been regrouped and/or rearranged wherever considered necessary.

AUDITED STANDALONE STATEMENT OF ASSETS & LIABILITIES		
Particulars	Rs. In Lacs	
	As at 31/03/2016	As at 31/03/2015
A EQUITY AND LIABILITIES		
1. Shareholders' funds		
(a) Share Capital	1,403	1,403
(b) Reserves & surplus	910	910
Sub-total	2,313	2,313
2. Non-current liabilities		
(a) Long-term borrowings	316	397
(b) Deferred tax liabilities (net)	421	419
(c) Other long-term liabilities	4	3
(d) Long-term provisions	126	121
Sub-total	867	940
3. Current liabilities		
(a) Short-term borrowings	2,309	1,916
(b) Trade payables	680	662
(c) Other current liabilities	590	468
(d) Short-term provisions	26	20
Sub-total	3,605	3,066
Total	6,785	6,319
B ASSETS		
1. Non-current assets		
(a) Fixed assets	4,074	3,484
(b) Capital work in progress	8	595
(c) Non-current investments	-	-
(d) Long-term loans and advances	51	48
(e) Other non-current assets	-	-
Sub-total	4,133	4,127
2. Current assets		
(a) Inventories	967	807
(b) Trade receivables	1,171	745
(c) Cash and cash equivalents	300	284
(d) Short-term loans and advances	29	104
(e) Other current assets	185	252
Sub-total	2,652	2,192
Total	6,785	6,319
<div style="display: flex; justify-content: space-between; align-items: flex-start;"> <div style="width: 30%;"> <p>New Delhi 04-05-16</p> </div> <div style="width: 30%; text-align: center;">  <p>Ambrish Jaipuria Executive Director & C.E.O</p> </div> <div style="width: 30%; text-align: center;">  </div> </div>		
<p>COSMO FERRITES LIMITED Regd. Office : Jabli, Distt Solan, Himachal Pradesh - 173 209</p>		